

TALON 3 ORDER

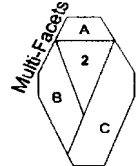
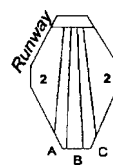
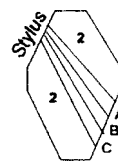
Customer Information

Name: _____ PH: _____ (Work)
 Delivery Address: _____ PH: _____ (Home)
 (NOT a PO Box) _____ PH: _____ (Mobile)
 _____ Email: _____

Customer Options

Container Colours (See Over):

Reserve Top Flap (1) _____
 Centre Flap (2) _____
 Main Side/Bottom (3) _____
 Main Side Flaps (4) _____
 Reserve Side Flaps (5) _____
 Main Riser Covers (6) _____
 Monogram Flaps (7) _____
 Leg Pads (8) _____
 Backpad (9) _____
 Trim Tape _____



Centre Flap (2) Design: Stylus Runway Multi-Facets

Stripe Colours A: _____ B: _____ C: _____

Pin Stripe Piping Colour: Between Stripes (2): _____ Side Profile (3): _____

Harness/Riser Colour: _____ Harness Style: Multi-Flex FAST (Rings at hip junction only)

Release Handle: Red Other _____ Reserve Ripcord: Standard Low Profile

RSL: Set up only Lanyard supplied (\$70)

Embroidery Monogram (7): _____ Colour: _____ Block Script


Talon 3 Logo Embroidered down the side (3): Yes No Colour: Talon: _____ 3: _____

Stainless Steel 3 ring hardware (Cost option at \$250-00) No Yes

Cypress AAD to be installed No Yes

Reserve Canopy Size and Type:
 Supply Reserve Yes No

_____ Main Canopy Size and Type:
 Supply Main Yes No



PARACHUTES AUSTRALIA

22 Bosci Rd, Ingleburn, NSW 2565

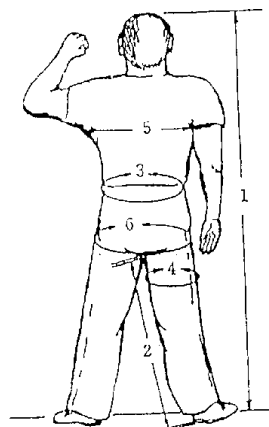
PO Box 969, Ingleburn, NSW 2565

PH: +61 2 98295355

FAX: +61 2 98291300

Email: sales@parachutesaustralia.com

MEASURING GUIDE



Customer Measurements

- 1: HEIGHT _____ cm.
 2: IINSEAM _____ cm.
 3: WAIST _____ cm.
 4: THIGH _____ cm.
 5: CHEST _____ cm.
 6: HIP _____ cm.
 7: WEIGHT _____ kg.
 8: SEX [] Male [] Female

Instructions

1. HEIGHT Standing on a hard surface, with bare feet, measure from floor to top of head.
2. IINSEAM With bare feet, shoulder width apart, measure from crotch to floor along the inside of the leg.
3. WAIST Measure the circumference over the navel, around the waist, parallel to the floor.
4. THIGH Measure at the highest part of the thigh, parallel to the floor (Do not try to duplicate any harness angle) Ensure that pockets are empty.
5. CHEST Measure the circumference of the chest at the widest part, relaxed, with hands at sides.
6. HIP Measure the circumference around the widest part of the hips. Make sure that all pants pockets are empty.

Available colours:

Cordura: Black - Red - Purple - Smoke - Teal - Burgundy - Royal Blue - Navy Blue - Silver - White - Gold - Turquoise - Orange - Magenta - Fluoro Pink - Dark Green

Trim & Piping: Black - Royal Blue - Navy Blue - Light Blue - Turquoise - Fluoro Pink - Light Pink - Fluoro Green - Kelly Green - Fluoro Purple - Lilac - Silver - Smoke - Orange - Fluoro Orange - Gold - Fluoro Yellow - Burgundy - Red - Teal - White

Harness Webbing: Black - Navy - Silver - Smoke - White - Royal Blue - Lilac - Red - Yellow - Purple - Jade

Notes/ Special Requirements:

Payment method: [] Visa* [] MasterCard* [] Bankcard* [] AMEX* [] Cheque [] Cash

Card Number: _____ Expiry Date: _____ Name of Cardholder: _____

**Credit Card transactions over \$1000 attract a Finance charge of 3%)*

Bank Details: ANZ Bank, Ingleburn Branch # 012318 Account # 2568 34711