

CYPRES

Reliability

made in

Germany

HANDLING CYPRES 2 QUICK GUIDE

199,000 units

none have failed to

activate

123 million jumps

4000 lives saved

and cut through the loop

when the conditions were met
to our current knowledge

Quick Guide “Handling CYPRES 2”



click the button (a short press and release)



hold the button (keep the button pressed)



release the button



LED flash



LED ON



LED OFF



next indication / action



indication sequence ends with



This Quick Guide does not replace the CYPRES 2 User's Guide nor releases the user from the obligation to comply with the contents of the CYPRES 2 User's Guide.

switching ON



self-test and
calibration

10

9

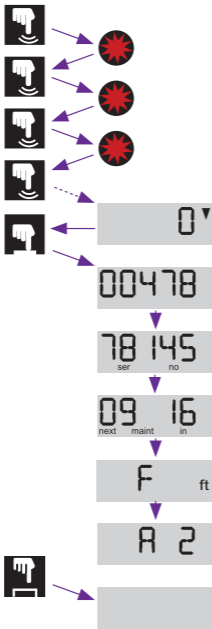
8

0

unit switched ON



unit information



1. flight counter

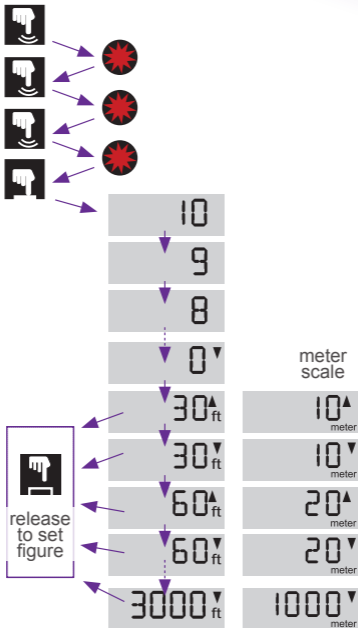
2. serial number

3. next maintenance date

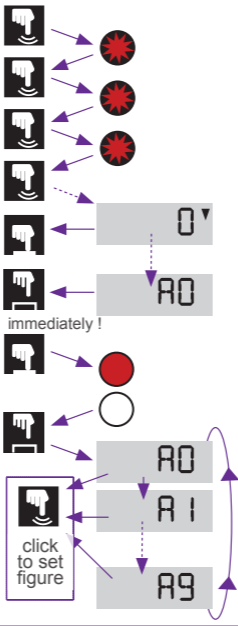
4. scale feet or meter

5. user selected activation altitude

Dropzone Offset

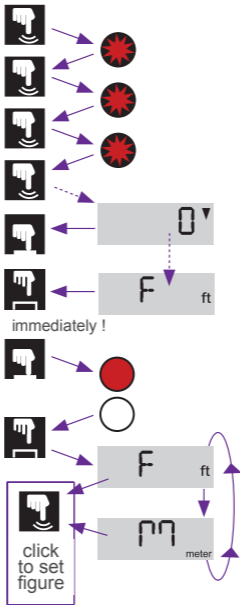


set activation altitude

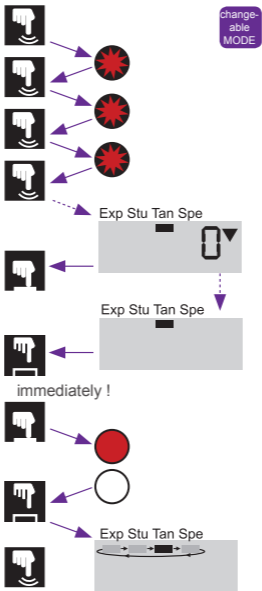


2x

changing the scale



changing the MODE Expert Student Tandem Speed



click to set figure

